







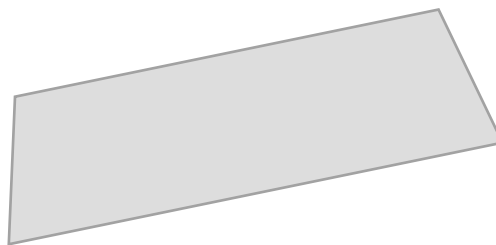
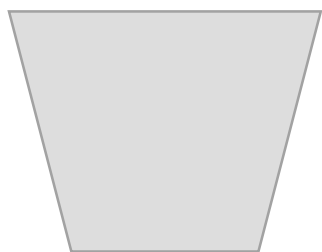
Geometri


Elevark



Du skal klippe de geometriske figurer og vinkler ud med en saks.

Bagefter skal du forsøge at placere figurerne i de rigtige kategorier.

Lim til sidst figurerne og vinklerne fast på papiret.







Kvadrat:

Rektangel:

Trapez:

Parallelogram:



Ligebenet trekant:

Ligesidet trekant:

Retvinklet trekant:

Stumpvinklet trekant:



Ret vinkel:

Stump vinkel:

Spids vinkel:

Lige vinkel:

