









Her på siden kan du se nogle før- og efterbilleder. Hvilket minusstykke passer til?



LÆR OM
Lav minusstykker
1
MED MATTIP



FØR	EFTER
	
$7 - 4 = 3$	



FØR	EFTER
	
_ - _ = _	



FØR	EFTER
	
_ - _ = _	



FØR	EFTER
	
_ - _ = _	



FØR	EFTER
	
_ - _ = _	



FØR	EFTER
	
_ - _ = _	



FØR	EFTER
	
_ - _ = _	

FØR	EFTER
	
_ - _ = _	

FØR	EFTER
	
_ - _ = _	

FØR	EFTER
	
_ - _ = _	

FØR	EFTER
	
_ - _ = _	

FØR	EFTER
	
_ - _ = _	

