



Tæl hvor mange skudhuller, der er i hvert skilt og sæt krydser i skemaet. Læg til sidst alle tal sammen i bunden.

ØV DIG  
Statistik 3A


MED MATTIP




1




2




3




4




5




6




7



8




9



10

i alt



1

2

3

4

5

6

7

8

9

10

Huller i alt:

$$\square + \square + \square + \square + \square + \square + \square + \square + \square + \square = \square$$

